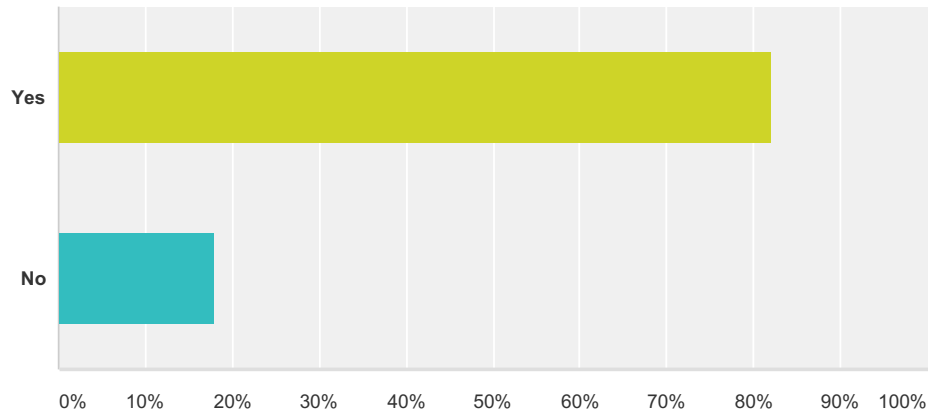


### Q1 Do you currently live within Excelsior Springs City limits?

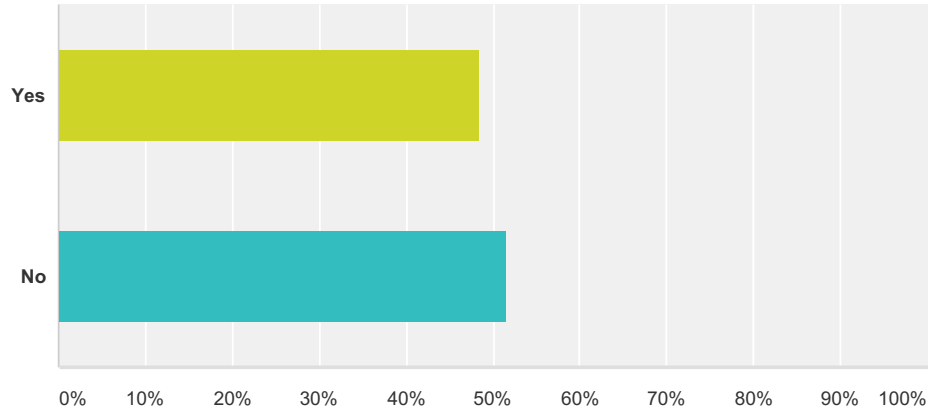
Answered: 172 Skipped: 0



Answer Choices	Responses	
Yes	81.98%	141
No	18.02%	31
<b>Total</b>		<b>172</b>

## Q2 Do you live in unincorporated Clay or Ray County surrounding Excelsior Springs?

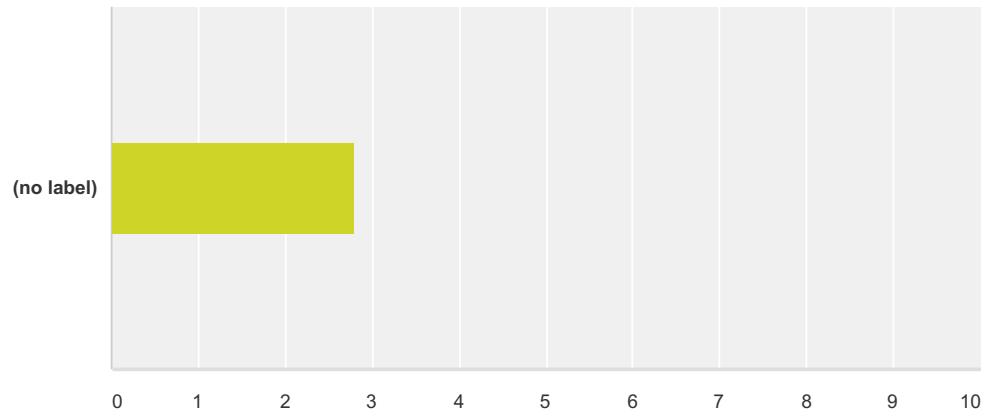
Answered: 31 Skipped: 141



Answer Choices	Responses
Yes	48.39% 15
No	51.61% 16
<b>Total</b>	<b>31</b>

### Q3 How would you rate our community as a place for people to live as they age?

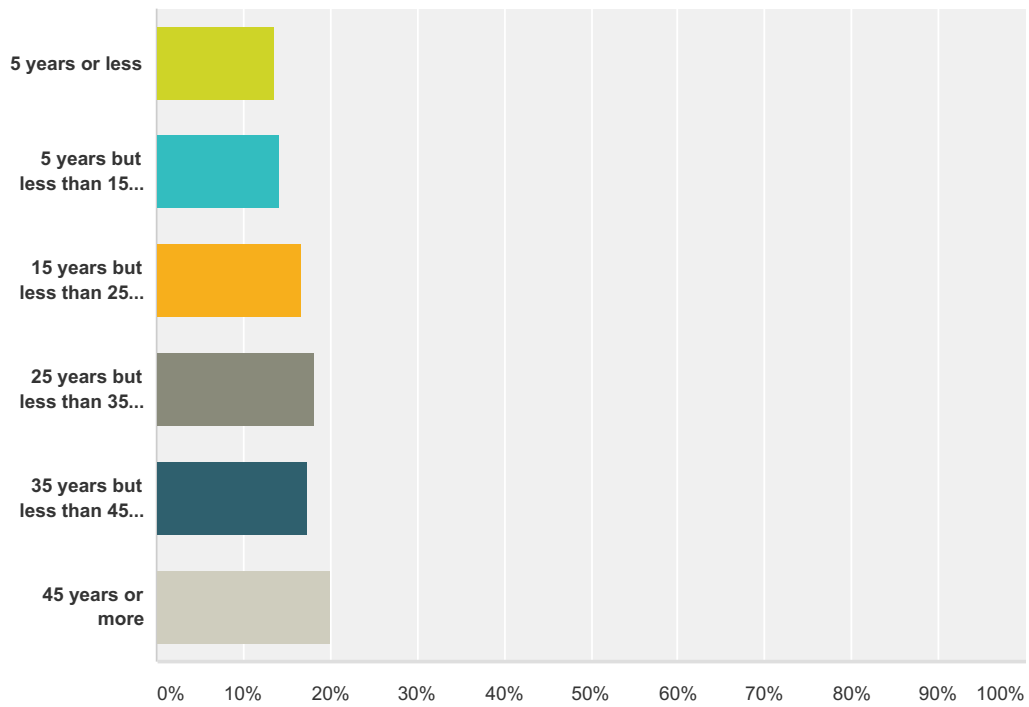
Answered: 14 Skipped: 158



	Excellent	Very good	Good	Fair	Poor	Total	Weighted Average
(no label)	7.14% 1	21.43% 3	57.14% 8	14.29% 2	0.00% 0	14	2.79

### Q4 How long have you lived in this community?

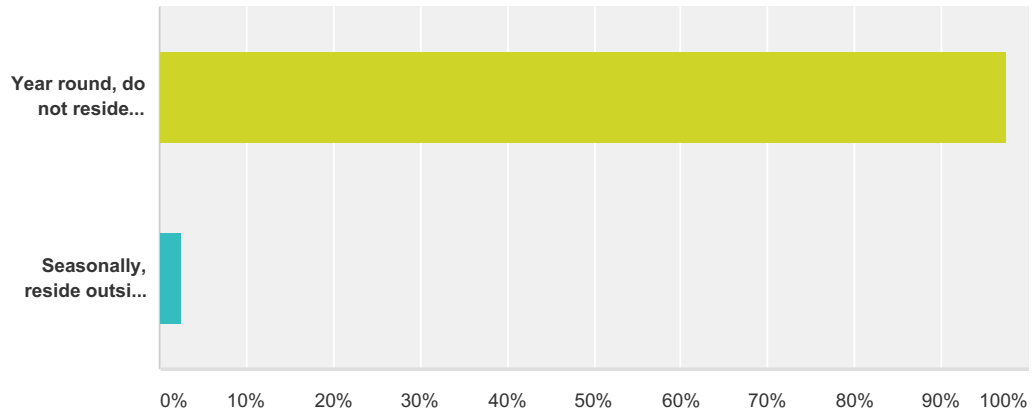
Answered: 155 Skipped: 17



Answer Choices	Responses	
5 years or less	13.55%	21
5 years but less than 15 years	14.19%	22
15 years but less than 25 years	16.77%	26
25 years but less than 35 years	18.06%	28
35 years but less than 45 years	17.42%	27
45 years or more	20.00%	31
<b>Total</b>		<b>155</b>

**Q5 Some people reside in places outside the City of Excelsior Springs for part of the year. Which of the following best describes how you reside in our community?**

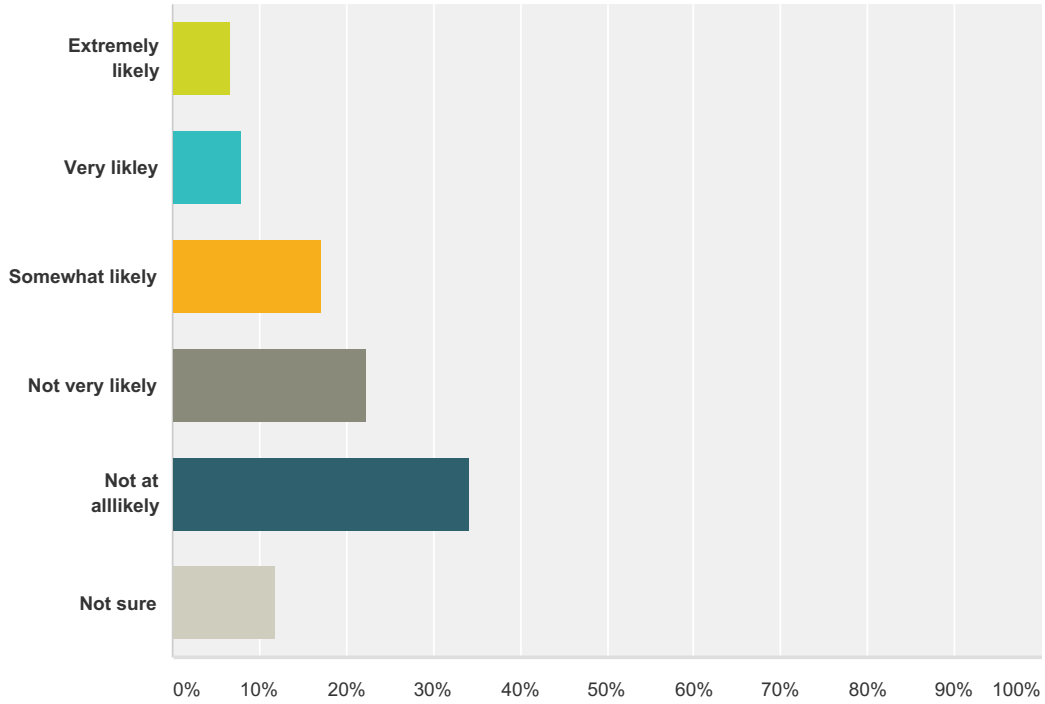
Answered: 155 Skipped: 17



Answer Choices	Responses
Year round, do not reside anywhere outside of Excelsior Springs or the surrounding community.	97.42% 151
Seasonally, reside outside Excelsior Spring or the surrounding community during winter, spring, summer, or fall on a regular basis	2.58% 4
<b>Total</b>	<b>155</b>

**Q6 Thinking about your retirement years when you do not work, how likely is it that you will move to a different home within the City of Excelsior Springs or surrounding community?**

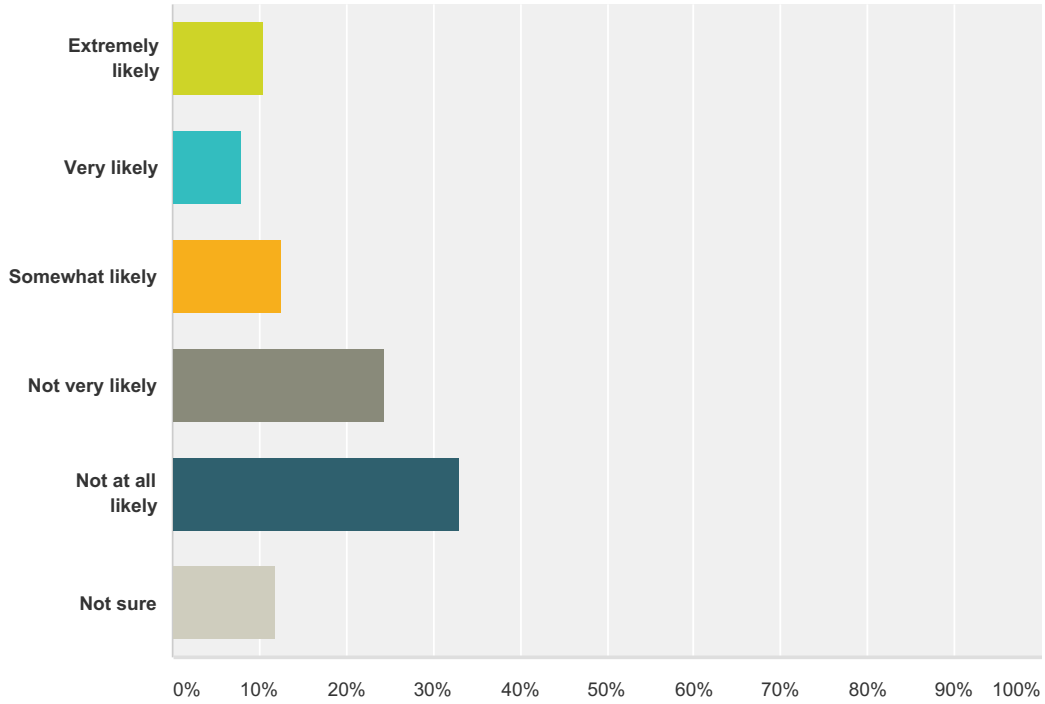
Answered: 152 Skipped: 20



Answer Choices	Responses
Extremely likely	6.58% 10
Very likely	7.89% 12
Somewhat likely	17.11% 26
Not very likely	22.37% 34
Not at all likely	34.21% 52
Not sure	11.84% 18
<b>Total</b>	<b>152</b>

**Q7 Thinking about your retirement years when you do not work, how likely is it that you will move to a different home outside of the City of Excelsior Springs or surrounding community?**

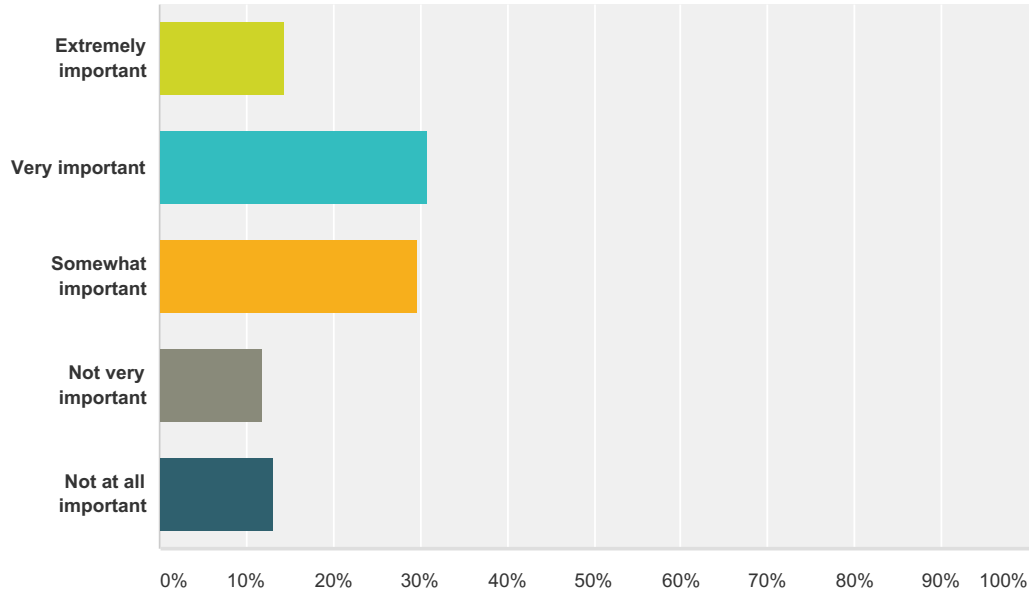
Answered: 152 Skipped: 20



Answer Choices	Responses	
Extremely likely	10.53%	16
Very likely	7.89%	12
Somewhat likely	12.50%	19
Not very likely	24.34%	37
Not at all likely	32.89%	50
Not sure	11.84%	18
<b>Total</b>		<b>152</b>

### Q8 How important is it for you to remain in the City of Excelsior Springs or surrounding community as you age?

Answered: 152 Skipped: 20

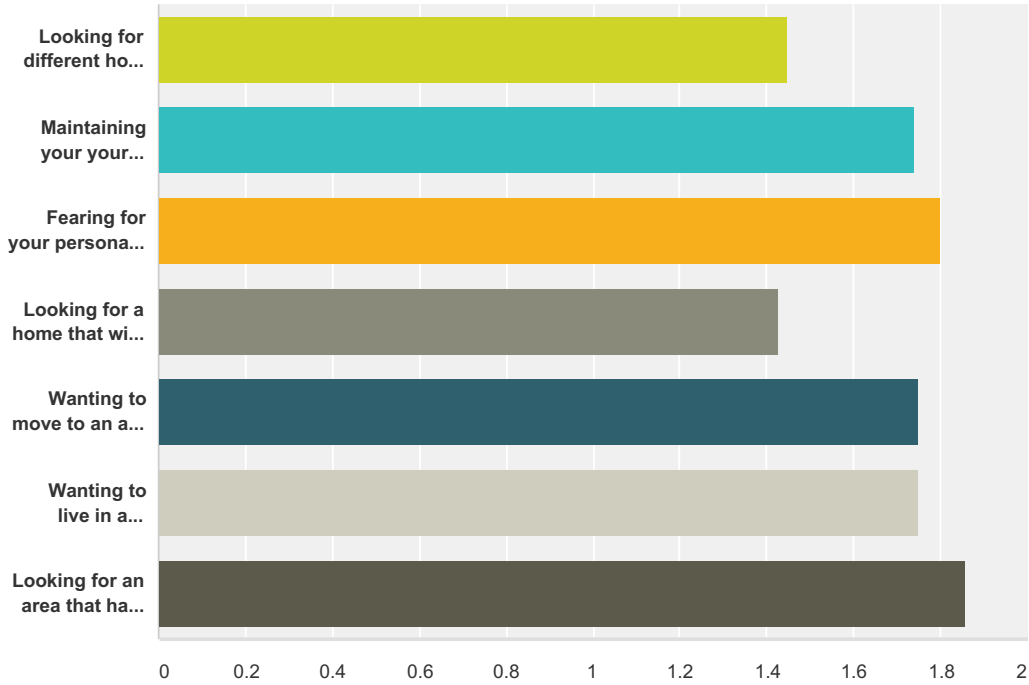


Answer Choices	Responses	Count
Extremely important	14.47%	22
Very important	30.92%	47
Somewhat important	29.61%	45
Not very important	11.84%	18
Not at all important	13.16%	20
<b>Total</b>		<b>152</b>



**Q9 If you were to consider moving out of the City of Excelsior Springs or surrounding community during your retirement when you do not work, would the following factors impact your decision to move?**

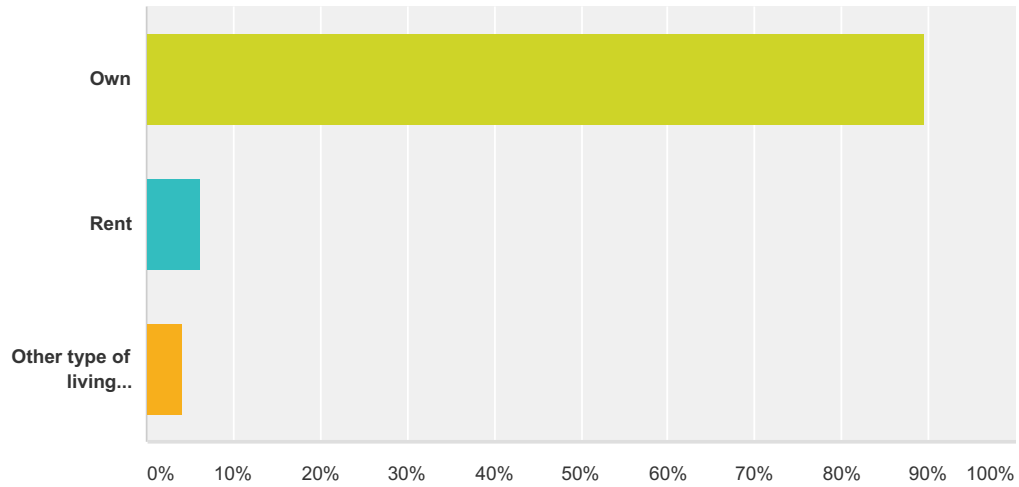
Answered: 148 Skipped: 24



	Yes	No	Not Sure	Total	Weighted Average
Looking for different home size that meets your needs	61.64% 90	32.19% 47	6.16% 9	146	1.45
Maintaining your your current home will be too expensive	36.55% 53	52.41% 76	11.03% 16	145	1.74
Fearing for your personal safety or security concerns	27.08% 39	65.97% 95	6.94% 10	144	1.80
Looking for a home that will help you live independently as you age	64.14% 93	28.97% 42	6.90% 10	145	1.43
Wanting to move to an area that has better health care facilities	35.86% 52	53.10% 77	11.03% 16	145	1.75
Wanting to live in a different climate	32.88% 48	59.59% 87	7.53% 11	146	1.75
Looking for an area that has a lower cost of living	28.08% 41	58.22% 85	13.70% 20	146	1.86

**Q10 Do you own or rent your primary home  
- or do you have some other type of living  
arrangement, such as living in the home of  
a family member or friend?**

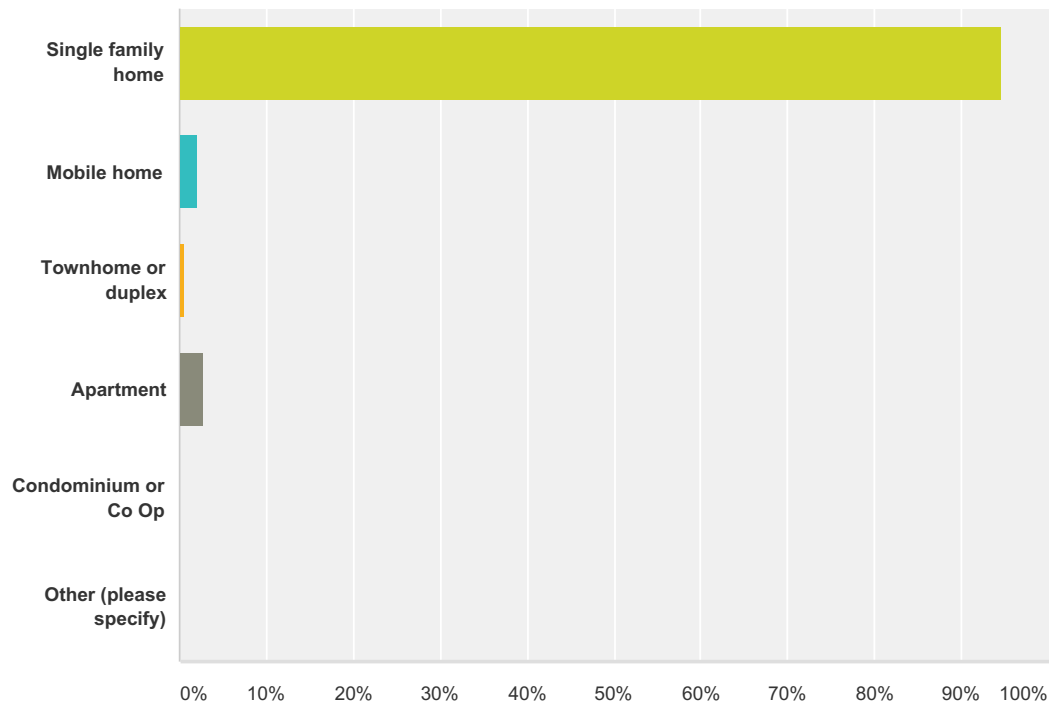
Answered: 145 Skipped: 27



Answer Choices	Responses	
Own	89.66%	130
Rent	6.21%	9
Other type of living arrangement	4.14%	6
<b>Total</b>		<b>145</b>

### Q11 What type of home is your primary home?

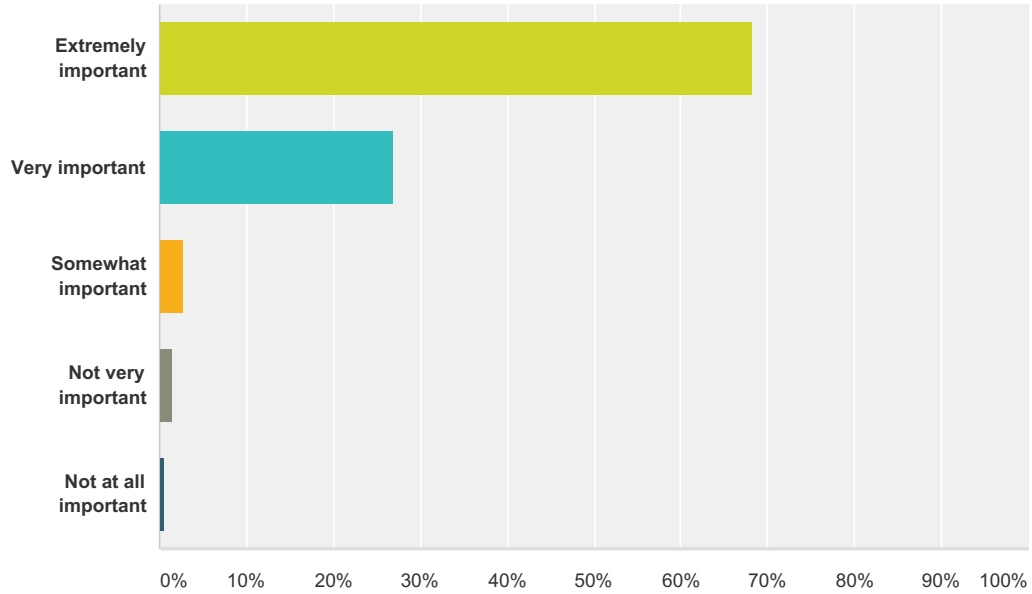
Answered: 145 Skipped: 27



Answer Choices	Responses	
Single family home	94.48%	137
Mobile home	2.07%	3
Townhome or duplex	0.69%	1
Apartment	2.76%	4
Condominium or Co Op	0.00%	0
Other (please specify)	0.00%	0
<b>Total</b>		<b>145</b>

### Q12 How important is it for you to be able to live independently in your own home as you age?

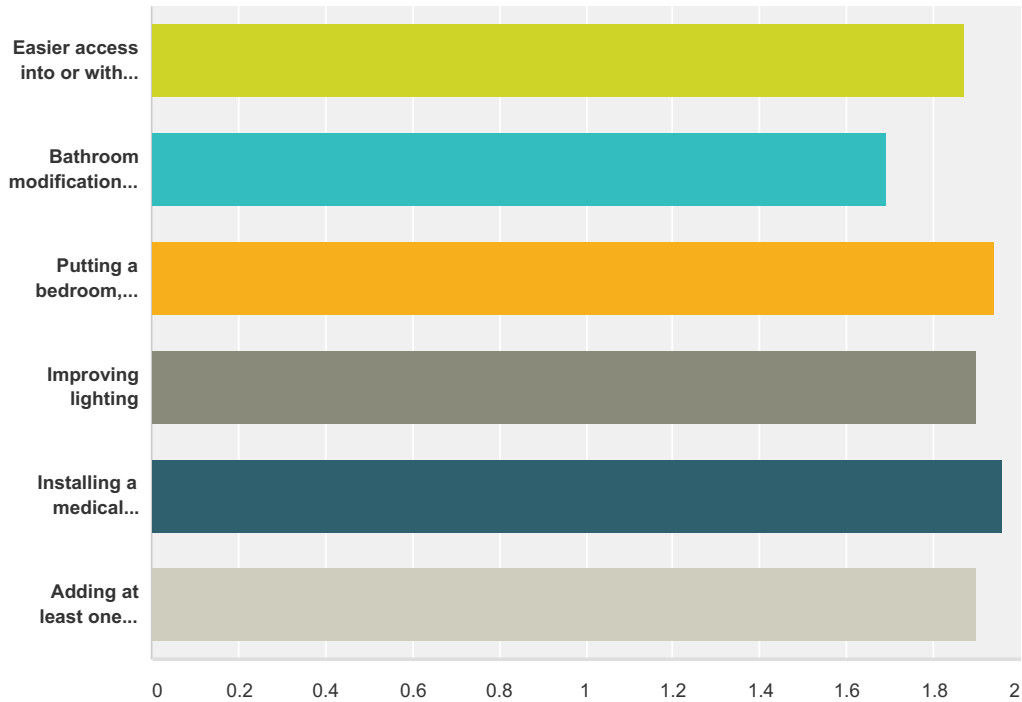
Answered: 145 Skipped: 27



Answer Choices	Responses	
Extremely important	68.28%	99
Very important	26.90%	39
Somewhat important	2.76%	4
Not very important	1.38%	2
Not at all important	0.69%	1
<b>Total</b>		<b>145</b>

**Q13 People sometimes make modifications to their home so they can stay there as they age. Do you think you will need to make the following types of modifications or improvements to your home to enable you to stay there as you age?**

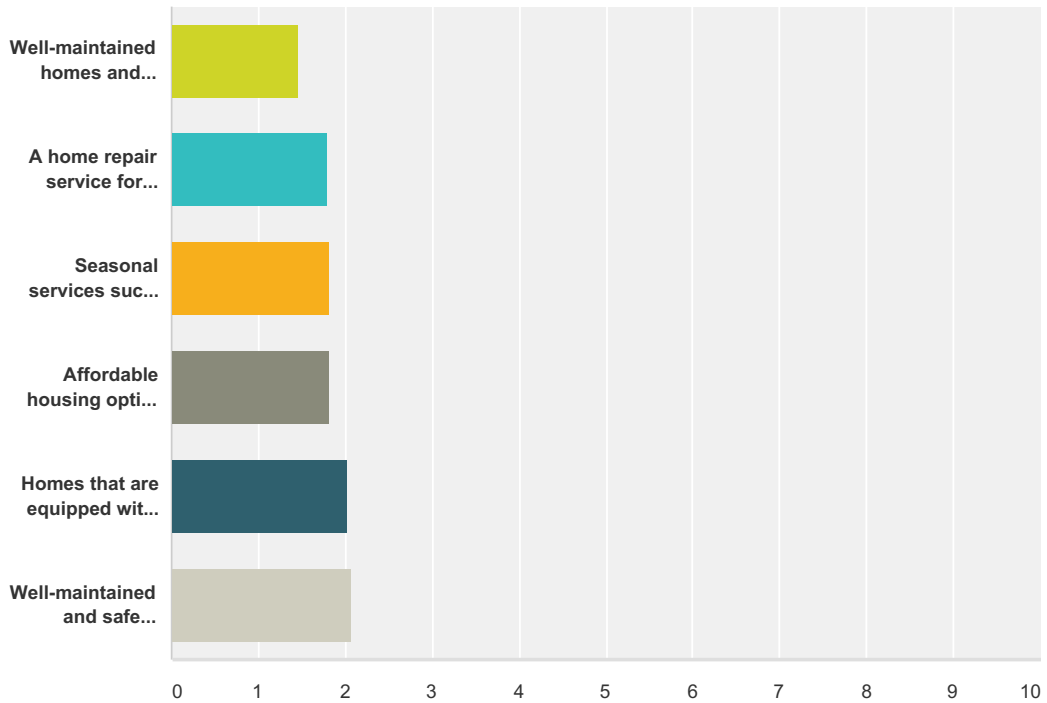
Answered: 143 Skipped: 29



	Yes	No	Not sure	Total	Weighted Average
Easier access into or within your home such as a ramp, chairlift or elevator, or wider doorways	32.39% 46	48.59% 69	19.01% 27	142	1.87
Bathroom modifications such as grab bars, handrails, a higher toilet or non-slip tiles	47.55% 68	35.66% 51	16.78% 24	143	1.69
Putting a bedroom, bathroom and kitchen on the first floor	13.38% 19	79.58% 113	7.04% 10	142	1.94
Improving lighting	17.61% 25	74.65% 106	7.75% 11	142	1.90
Installing a medical emergency response system that notifies others in case of emergency	29.79% 42	43.97% 62	26.24% 37	141	1.96
Adding at least one no-step entry into the house	26.24% 37	57.45% 81	16.31% 23	141	1.90

### Q14 How important do you think it is to have the following in your community?

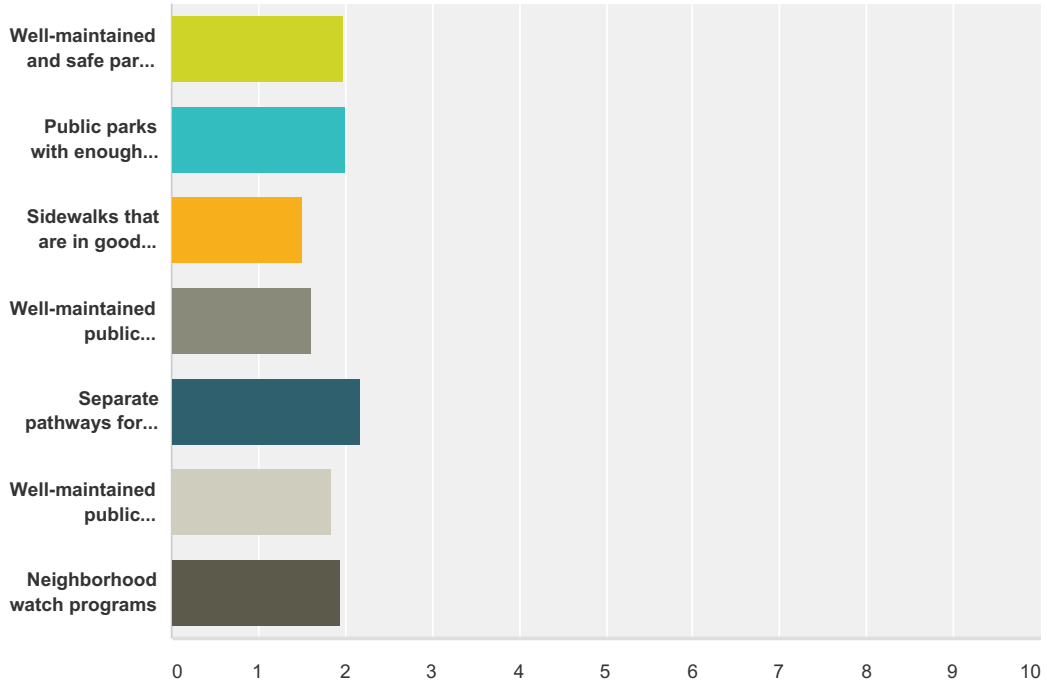
Answered: 140 Skipped: 32



	Extremely Important	Very Important	Somewhat Important	Not Very Important	Not At All Important	Total	Weighted Average
Well-maintained homes and properties	58.99% 82	35.97% 50	5.04% 7	0.00% 0	0.00% 0	139	1.46
A home repair service for low-income and older adults that helps with repairs	42.86% 60	39.29% 55	14.29% 20	2.86% 4	0.71% 1	140	1.79
Seasonal services such as lawn work or snow removal for low-income and older adults	44.20% 61	36.96% 51	13.77% 19	2.90% 4	2.17% 3	138	1.82
Affordable housing options (such as active adult communities, assisted living and communities with shared facilities and outdoor spaces) for adults of varying income levels	45.32% 63	34.53% 48	15.11% 21	4.32% 6	0.72% 1	139	1.81
Homes that are equipped with features such as a no-step entry, wider doorways, first floor bedroom and bath, grab bars in bathrooms	35.77% 49	35.77% 49	21.17% 29	5.11% 7	2.19% 3	137	2.02
Well-maintained and safe low-income housing	39.13% 54	32.61% 45	15.22% 21	7.97% 11	5.07% 7	138	2.07

### Q15 How important do you think it is to have the following in your community?

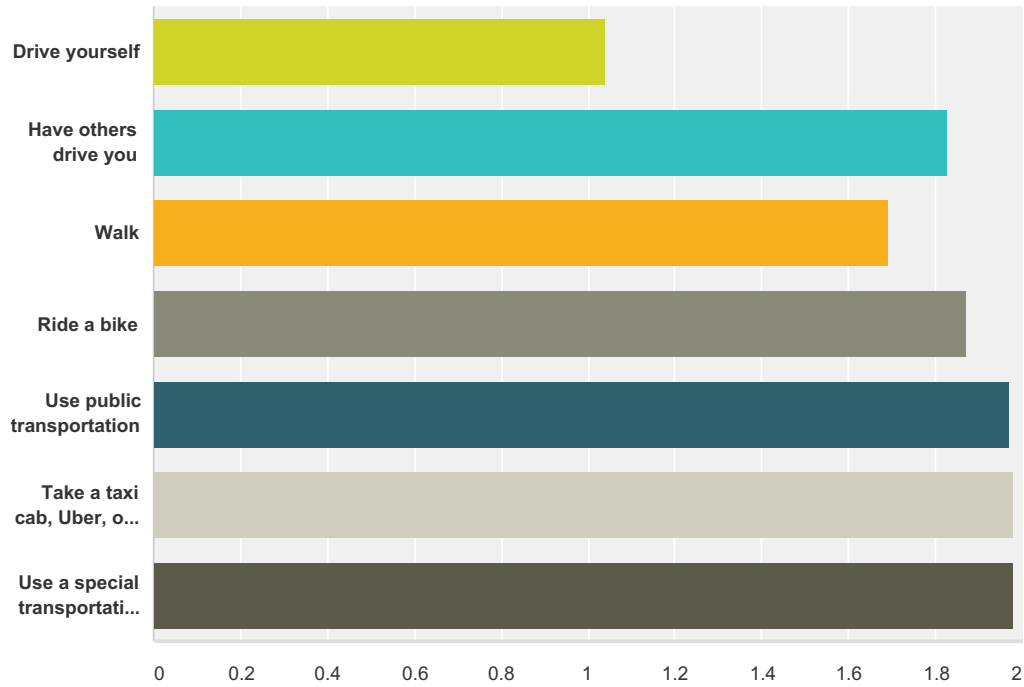
Answered: 134 Skipped: 38



	Extremely Important	Very Important	Somewhat Important	Not Very Important	Not At All Important	Total	Weighted Average
Well-maintained and safe parks that are within walking distance of your home	35.34% 47	36.84% 49	21.80% 29	5.26% 7	0.75% 1	133	1.99
Public parks with enough benches	34.33% 46	36.57% 49	23.88% 32	5.22% 7	0.00% 0	134	2.00
Sidewalks that are in good condition, free from obstruction and are safe for pedestrian use and accessible for wheelchairs and other assistive mobility devices	60.15% 80	30.08% 40	9.02% 12	0.75% 1	0.00% 0	133	1.50
Well-maintained public buildings and facilities that are accessible to people of different physical abilities	49.62% 66	40.60% 54	9.02% 12	0.75% 1	0.00% 0	133	1.61
Separate pathways for bicyclists and pedestrians	34.59% 46	28.57% 38	24.81% 33	9.77% 13	2.26% 3	133	2.17
Well-maintained public restrooms that are accessible to people of different physical abilities	44.36% 59	31.58% 42	19.55% 26	4.51% 6	0.00% 0	133	1.84
Neighborhood watch programs	34.59% 46	38.35% 51	24.81% 33	2.26% 3	0.00% 0	133	1.95

### Q16 Do you get around for things like shopping, visiting the doctor, running errands or going to other places in the following ways?

Answered: 134 Skipped: 38

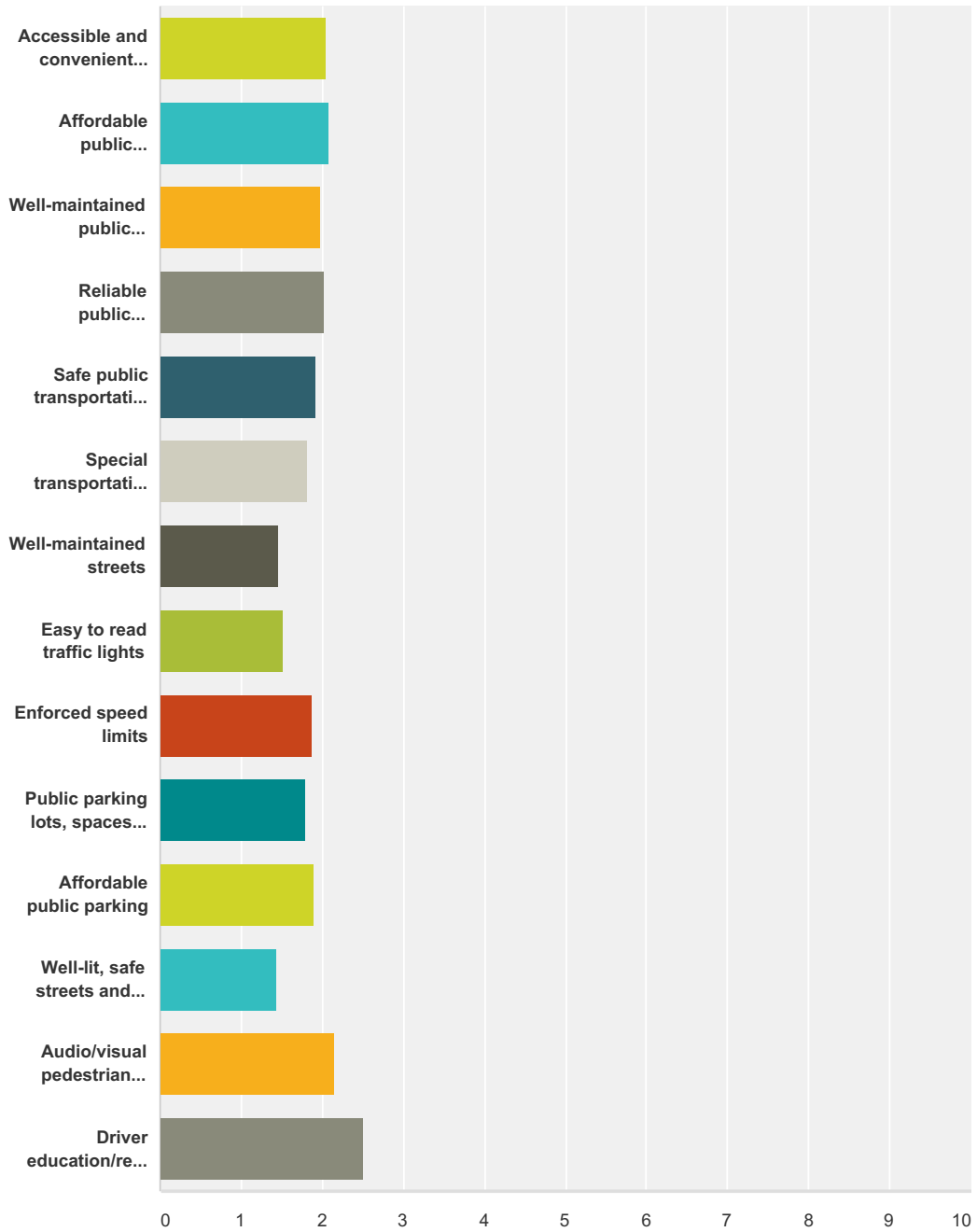


	Yes	No	Total	Weighted Average
Drive yourself	96.27% 129	3.73% 5	134	1.04
Have others drive you	17.32% 22	82.68% 105	127	1.83
Walk	31.50% 40	68.50% 87	127	1.69
Ride a bike	13.49% 17	86.51% 109	126	1.87
Use public transportation	3.15% 4	96.85% 123	127	1.97
Take a taxi cab, Uber, or other ride-sharing option	2.38% 3	97.62% 123	126	1.98
Use a special transportation service, such as one for seniors or persons with disabilities	1.59% 2	98.41% 124	126	1.98



### Q17 How important do you think it is to have the following in your community?

Answered: 130 Skipped: 42



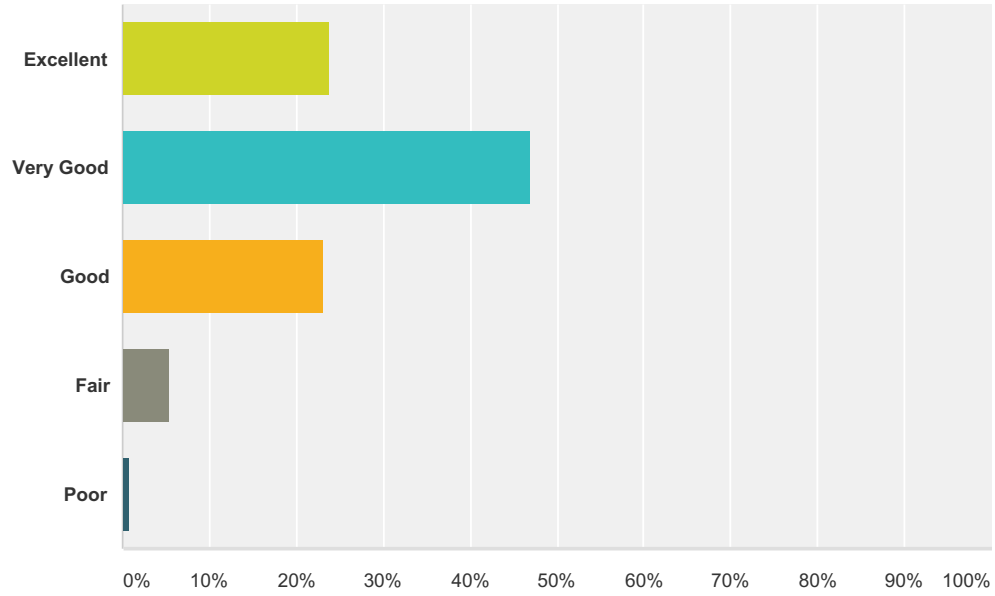
	Extremely Important	Very Important	Somewhat Important	Not Very Important	Not At All Important	Total	Weighted Average
Accessible and convenient public transportation	32.81% 42	34.38% 44	28.91% 37	3.13% 4	0.78% 1	128	2.05
Affordable public transportation	32.03% 41	34.38% 44	28.13% 36	3.91% 5	1.56% 2	128	2.09

## Community For All Ages

Well-maintained public transportation vehicles	<b>34.88%</b> 45	<b>37.98%</b> 49	<b>23.26%</b> 30	<b>2.33%</b> 3	<b>1.55%</b> 2	129	1.98
Reliable public transportation	<b>33.85%</b> 44	<b>37.69%</b> 49	<b>23.08%</b> 30	<b>3.85%</b> 5	<b>1.54%</b> 2	130	2.02
Safe public transportation stops or areas	<b>37.50%</b> 48	<b>38.28%</b> 49	<b>19.53%</b> 25	<b>3.13%</b> 4	<b>1.56%</b> 2	128	1.93
Special transportation services for people with disabilities and older adults	<b>42.31%</b> 55	<b>36.92%</b> 48	<b>17.69%</b> 23	<b>2.31%</b> 3	<b>0.77%</b> 1	130	1.82
Well-maintained streets	<b>58.46%</b> 76	<b>36.15%</b> 47	<b>5.38%</b> 7	<b>0.00%</b> 0	<b>0.00%</b> 0	130	1.47
Easy to read traffic lights	<b>56.15%</b> 73	<b>36.92%</b> 48	<b>6.15%</b> 8	<b>0.77%</b> 1	<b>0.00%</b> 0	130	1.52
Enforced speed limits	<b>39.23%</b> 51	<b>37.69%</b> 49	<b>19.23%</b> 25	<b>3.85%</b> 5	<b>0.00%</b> 0	130	1.88
Public parking lots, spaces and areas to park	<b>43.75%</b> 56	<b>39.84%</b> 51	<b>11.72%</b> 15	<b>2.34%</b> 3	<b>2.34%</b> 3	128	1.80
Affordable public parking	<b>38.76%</b> 50	<b>40.31%</b> 52	<b>16.28%</b> 21	<b>1.55%</b> 2	<b>3.10%</b> 4	129	1.90
Well-lit, safe streets and intersections for all users (pedestrians, bicyclists, drivers)	<b>62.31%</b> 81	<b>31.54%</b> 41	<b>5.38%</b> 7	<b>0.77%</b> 1	<b>0.00%</b> 0	130	1.45
Audio/visual pedestrian crossings	<b>30.23%</b> 39	<b>36.43%</b> 47	<b>24.81%</b> 32	<b>5.43%</b> 7	<b>3.10%</b> 4	129	2.15
Driver education/refresher courses	<b>20.16%</b> 26	<b>27.13%</b> 35	<b>36.43%</b> 47	<b>13.95%</b> 18	<b>2.33%</b> 3	129	2.51

### Q18 In general, when compared to most people your age, how would you rate your health?

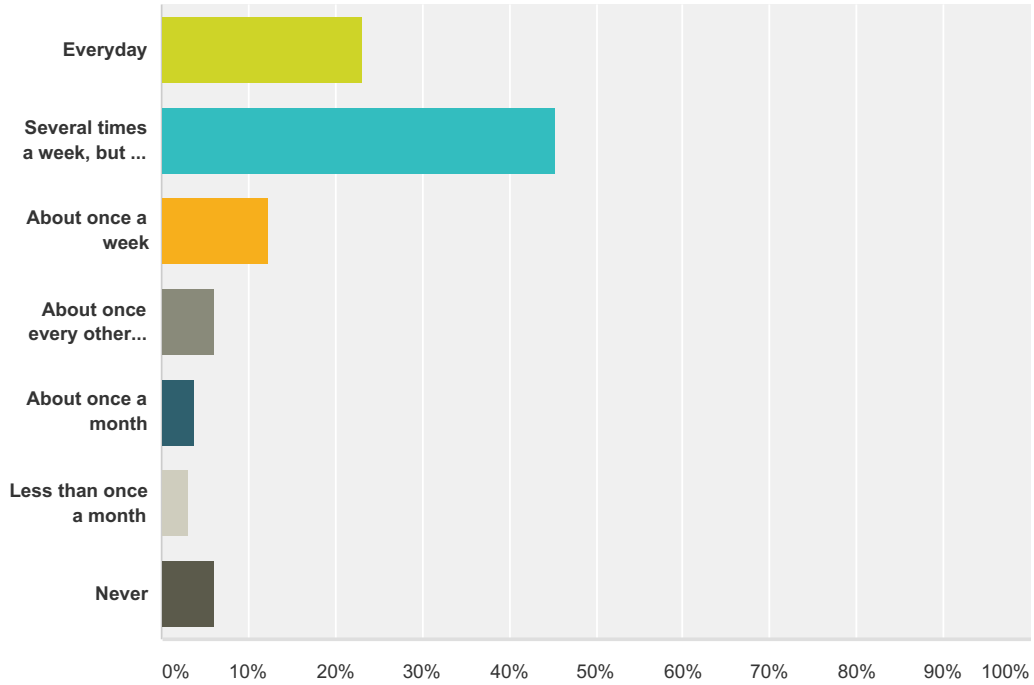
Answered: 130 Skipped: 42



Answer Choices	Responses	Count
Excellent	23.85%	31
Very Good	46.92%	61
Good	23.08%	30
Fair	5.38%	7
Poor	0.77%	1
<b>Total</b>		<b>130</b>

**Q19 How often do you engage in some form of physical exercise (such as walking, running, biking,swimming, sports, strength training, yoga, stretching)?**

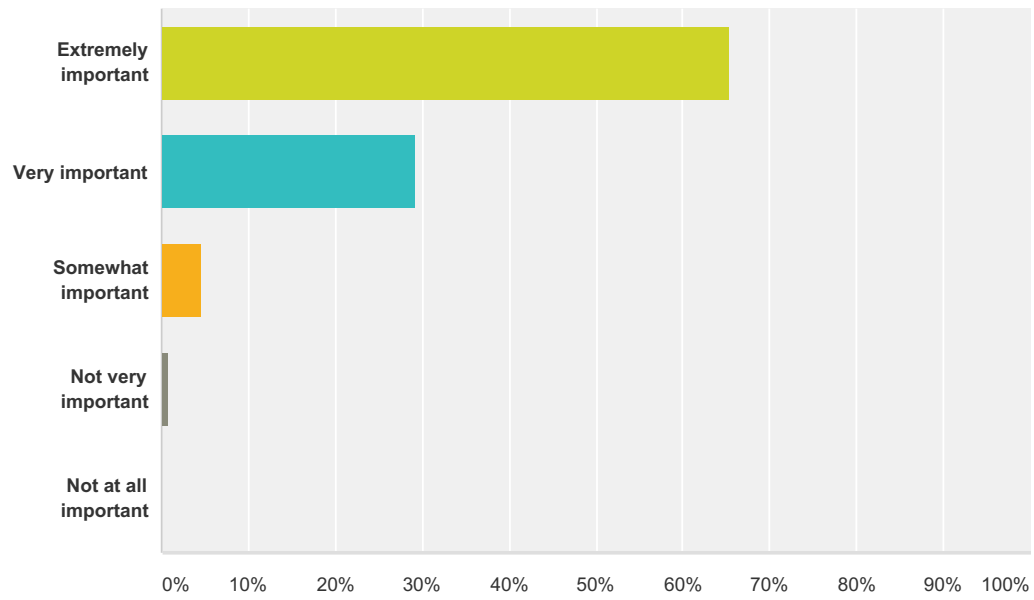
Answered: 130 Skipped: 42



Answer Choices	Responses
Everyday	23.08% 30
Several times a week, but not everyday	45.38% 59
About once a week	12.31% 16
About once every other week	6.15% 8
About once a month	3.85% 5
Less than once a month	3.08% 4
Never	6.15% 8
<b>Total</b>	<b>130</b>

### Q20 How important is it to you to remain physically active for as long as possible?

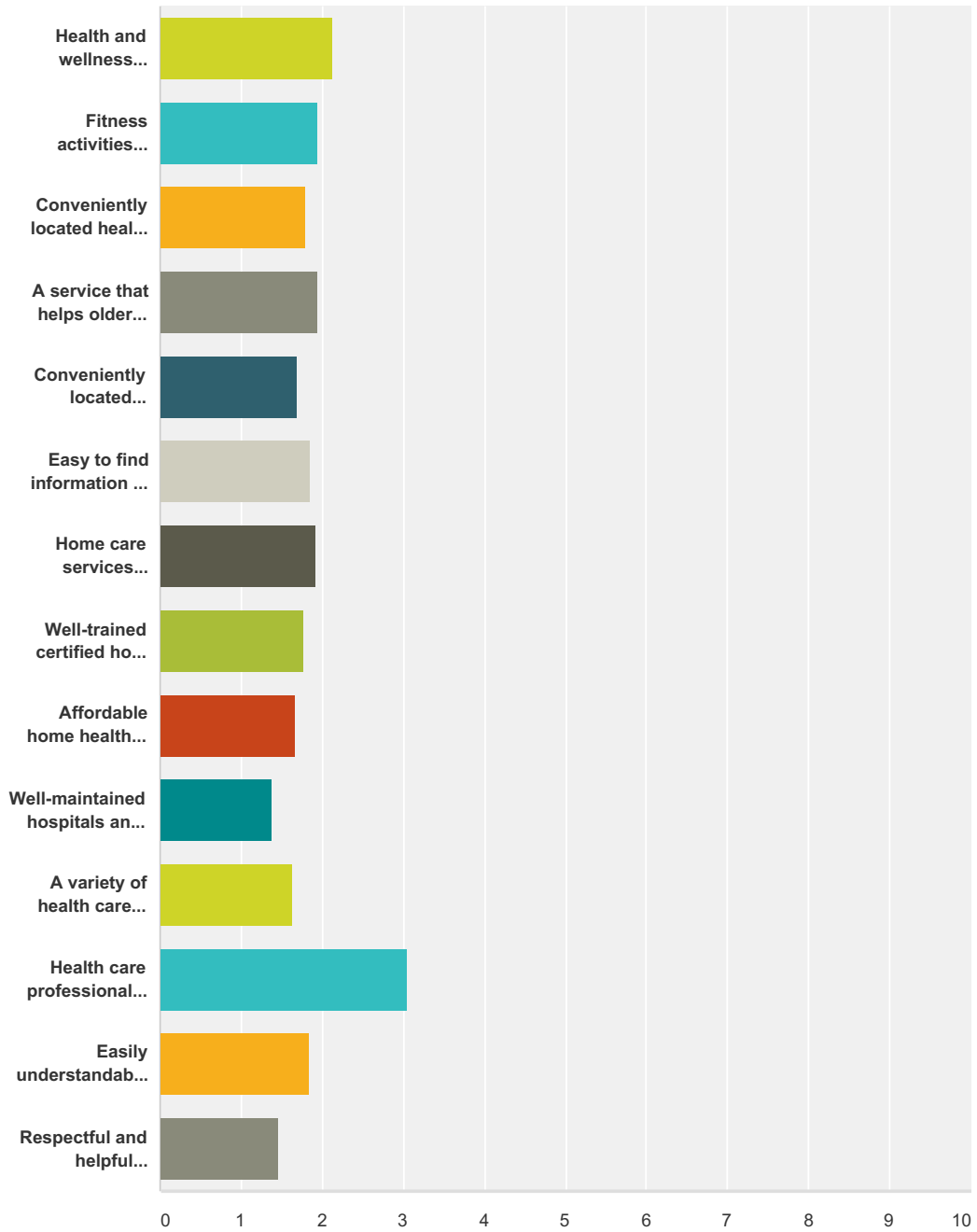
Answered: 130 Skipped: 42



Answer Choices	Responses	Count
Extremely important	65.38%	85
Very important	29.23%	38
Somewhat important	4.62%	6
Not very important	0.77%	1
Not at all important	0.00%	0
<b>Total</b>		<b>130</b>

### Q21 How important do you think it is to have the following in your community?

Answered: 129 Skipped: 43



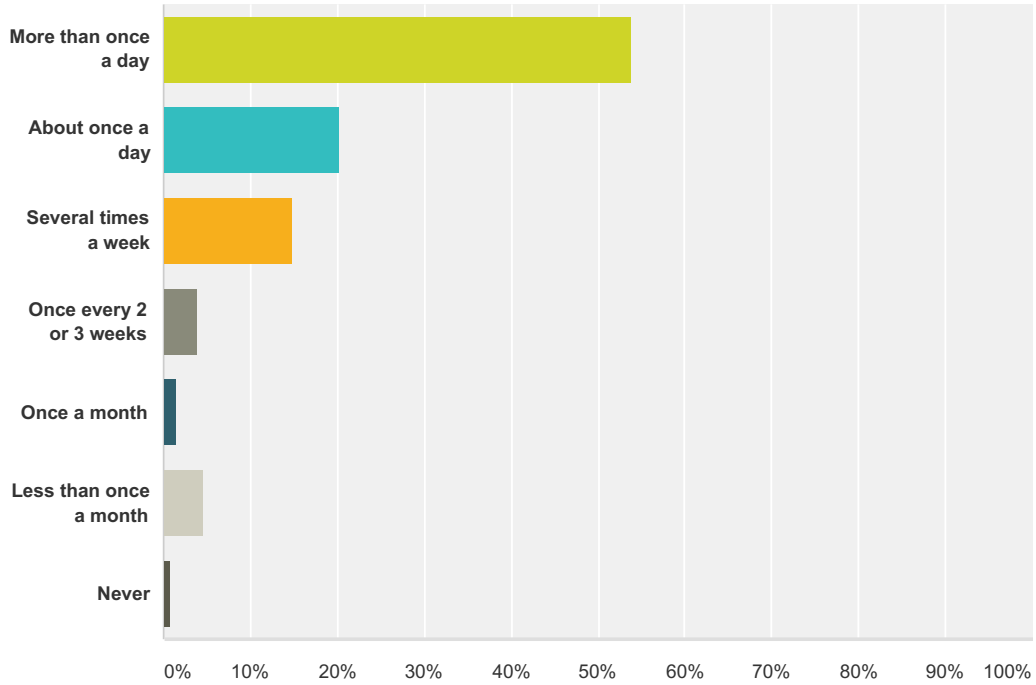
	Extremely Important	Very Important	Somewhat Important	Not Very Important	Not At All Important	Total	Weighted Average
Health and wellness programs and classes in areas such as nutrition, smoking cessation and weight control	31.25% 40	31.25% 40	32.03% 41	5.47% 7	0.00% 0	128	2.12
Fitness activities specifically geared to older adults	34.88% 45	39.53% 51	21.71% 28	3.88% 5	0.00% 0	129	1.95

## Community For All Ages

Conveniently located health and social services	<b>41.73%</b> 53	<b>40.16%</b> 51	<b>15.75%</b> 20	<b>2.36%</b> 3	<b>0.00%</b> 0	127	1.79
A service that helps older adults find and access health and supportive services	<b>33.59%</b> 43	<b>41.41%</b> 53	<b>21.88%</b> 28	<b>3.13%</b> 4	<b>0.00%</b> 0	128	1.95
Conveniently located emergency care centers	<b>43.75%</b> 56	<b>43.75%</b> 56	<b>12.50%</b> 16	<b>0.00%</b> 0	<b>0.00%</b> 0	128	1.69
Easy to find information on local health and supportive services	<b>36.72%</b> 47	<b>43.75%</b> 56	<b>17.19%</b> 22	<b>2.34%</b> 3	<b>0.00%</b> 0	128	1.85
Home care services including health, personal care and housekeeping	<b>37.98%</b> 49	<b>37.21%</b> 48	<b>18.60%</b> 24	<b>6.20%</b> 8	<b>0.00%</b> 0	129	1.93
Well-trained certified home health care providers	<b>43.41%</b> 56	<b>39.53%</b> 51	<b>13.18%</b> 17	<b>3.88%</b> 5	<b>0.00%</b> 0	129	1.78
Affordable home health care providers	<b>47.66%</b> 61	<b>41.41%</b> 53	<b>7.81%</b> 10	<b>3.13%</b> 4	<b>0.00%</b> 0	128	1.66
Well-maintained hospitals and health care facilities	<b>67.19%</b> 86	<b>28.13%</b> 36	<b>3.91%</b> 5	<b>0.78%</b> 1	<b>0.00%</b> 0	128	1.38
A variety of health care professionals including specialists	<b>51.59%</b> 65	<b>35.71%</b> 45	<b>10.32%</b> 13	<b>2.38%</b> 3	<b>0.00%</b> 0	126	1.63
Health care professionals who speak different languages	<b>14.17%</b> 18	<b>15.75%</b> 20	<b>38.58%</b> 49	<b>14.96%</b> 19	<b>16.54%</b> 21	127	3.04
Easily understandable and helpful local hospital or clinic answering services	<b>46.09%</b> 59	<b>31.25%</b> 40	<b>17.97%</b> 23	<b>3.13%</b> 4	<b>1.56%</b> 2	128	1.83
Respectful and helpful hospital and clinic staff	<b>62.79%</b> 81	<b>28.68%</b> 37	<b>7.75%</b> 10	<b>0.78%</b> 1	<b>0.00%</b> 0	129	1.47

**Q22 About how frequently do you interact with your friends, family or neighbors in your community? This interaction could be by phone, in person, email or social media (such as Facebook).**

Answered: 128 Skipped: 44

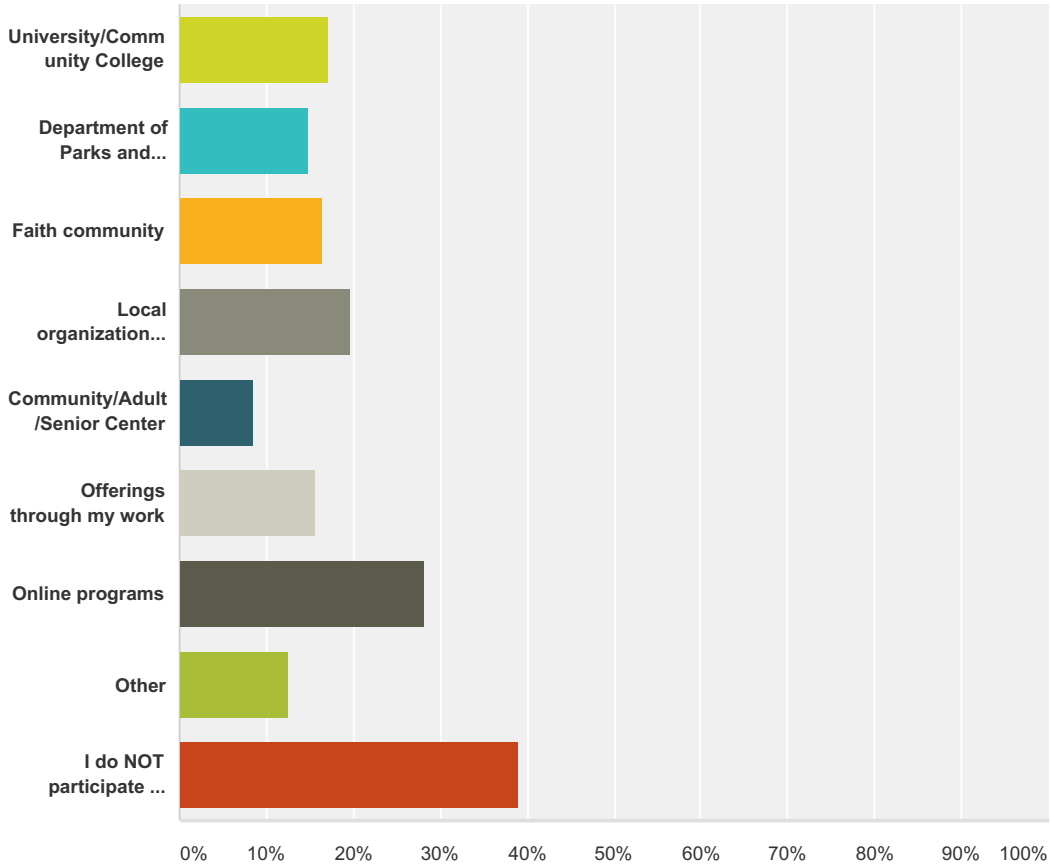


Answer Choices	Responses	Count
More than once a day	53.91%	69
About once a day	20.31%	26
Several times a week	14.84%	19
Once every 2 or 3 weeks	3.91%	5
Once a month	1.56%	2
Less than once a month	4.69%	6
Never	0.78%	1
<b>Total</b>		<b>128</b>



**Q23 Where do you typically go for continuing education or self-improvement classes/workshops in your community?  
Check all that apply.**

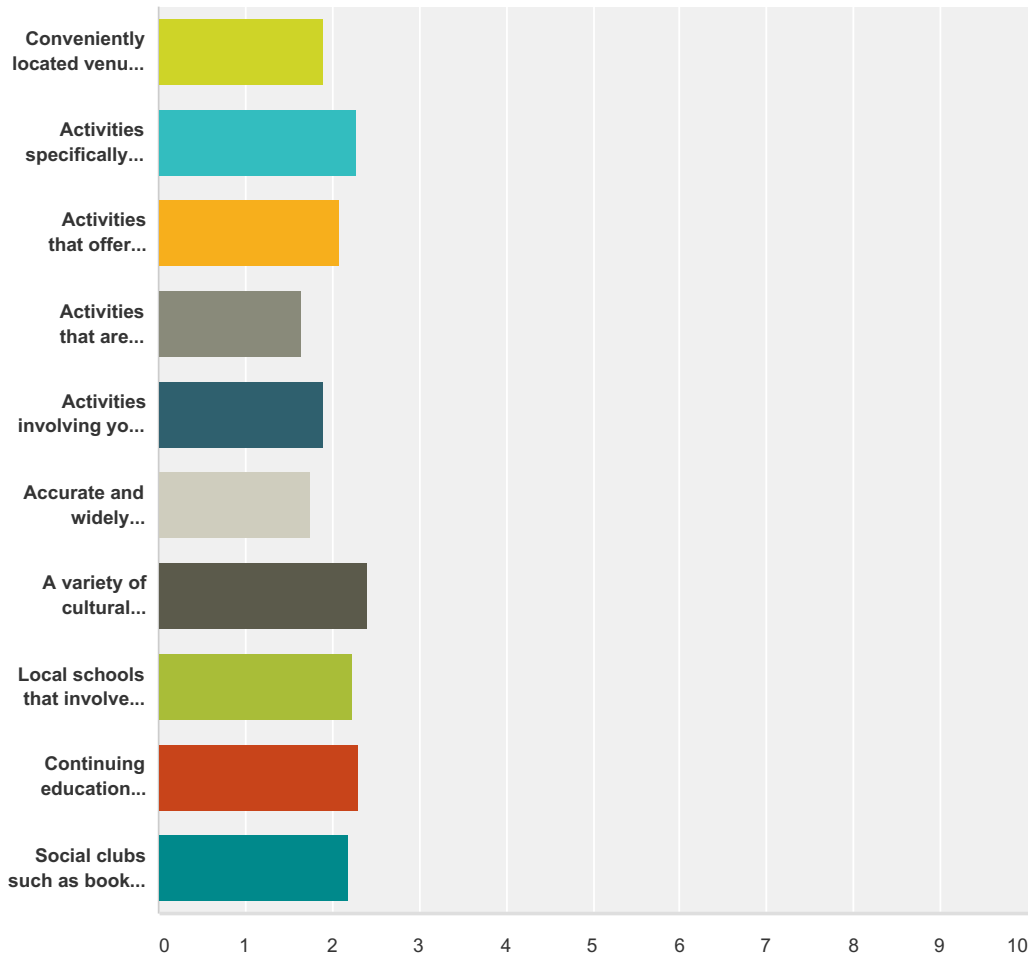
Answered: 128 Skipped: 44



Answer Choices	Responses
University/Community College	17.19% 22
Department of Parks and Recreation	14.84% 19
Faith community	16.41% 21
Local organizations or businesses	19.53% 25
Community/Adult/Senior Center	8.59% 11
Offerings through my work	15.63% 20
Online programs	28.13% 36
Other	12.50% 16
I do NOT participate in any continuing education/self-improvement classes	39.06% 50
<b>Total Respondents: 128</b>	

### Q24 How important do you think it is to have the following in your community?

Answered: 125 Skipped: 47



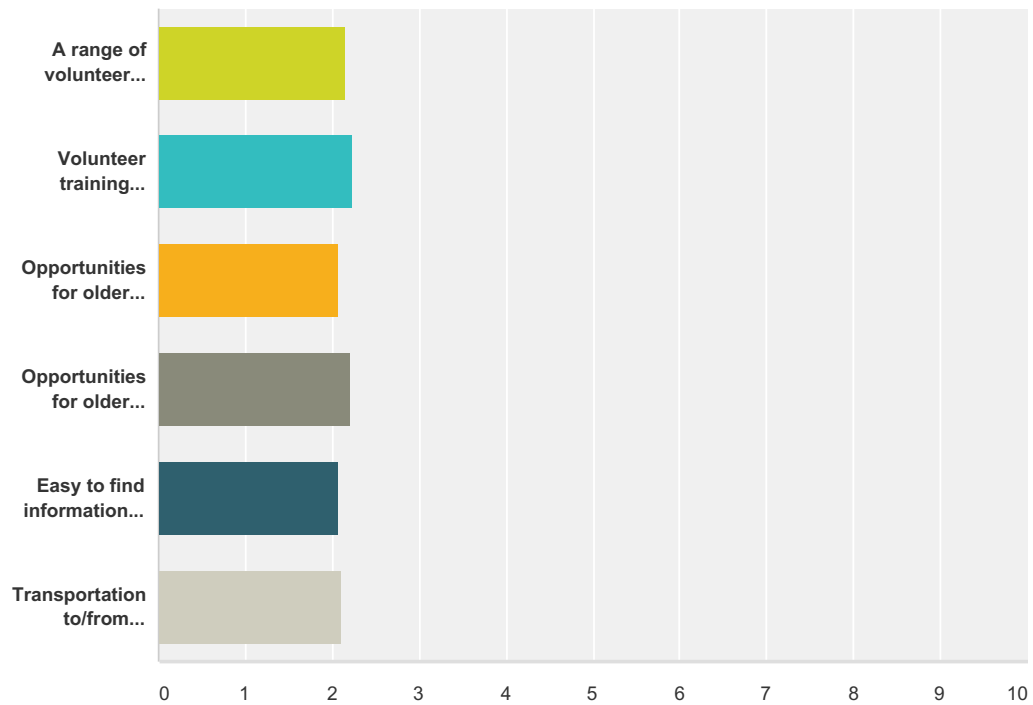
	Extremely Important	Very Important	Somewhat Important	Not Very Important	Not At All Important	Total	Weighted Average
Conveniently located venues for entertainment	30.65% 38	48.39% 60	20.97% 26	0.00% 0	0.00% 0	124	1.90
Activities specifically geared to older adults	18.40% 23	38.40% 48	40.00% 50	3.20% 4	0.00% 0	125	2.28
Activities that offer senior discounts	32.80% 41	30.40% 38	32.80% 41	4.00% 5	0.00% 0	125	2.08
Activities that are affordable to all residents	50.82% 62	36.07% 44	12.30% 15	0.00% 0	0.82% 1	122	1.64
Activities involving young and older people	37.90% 47	37.90% 47	21.77% 27	1.61% 2	0.81% 1	124	1.90
Accurate and widely publicized information about social activities	41.46% 51	43.09% 53	13.82% 17	1.63% 2	0.00% 0	123	1.76
A variety of cultural activities for diverse populations	27.64% 34	24.39% 30	32.52% 40	9.76% 12	5.69% 7	123	2.41

## Community For All Ages

Local schools that involve older adults in events and activities	<b>24.39%</b> 30	<b>34.15%</b> 42	<b>36.59%</b> 45	<b>4.07%</b> 5	<b>0.81%</b> 1	123	2.23
Continuing education classes	<b>22.31%</b> 27	<b>34.71%</b> 42	<b>35.54%</b> 43	<b>5.79%</b> 7	<b>1.65%</b> 2	121	2.30
Social clubs such as books, gardening or crafts	<b>27.87%</b> 34	<b>31.97%</b> 39	<b>34.43%</b> 42	<b>3.28%</b> 4	<b>2.46%</b> 3	122	2.20

## Q25 How important do you think it is to have the following in your community?

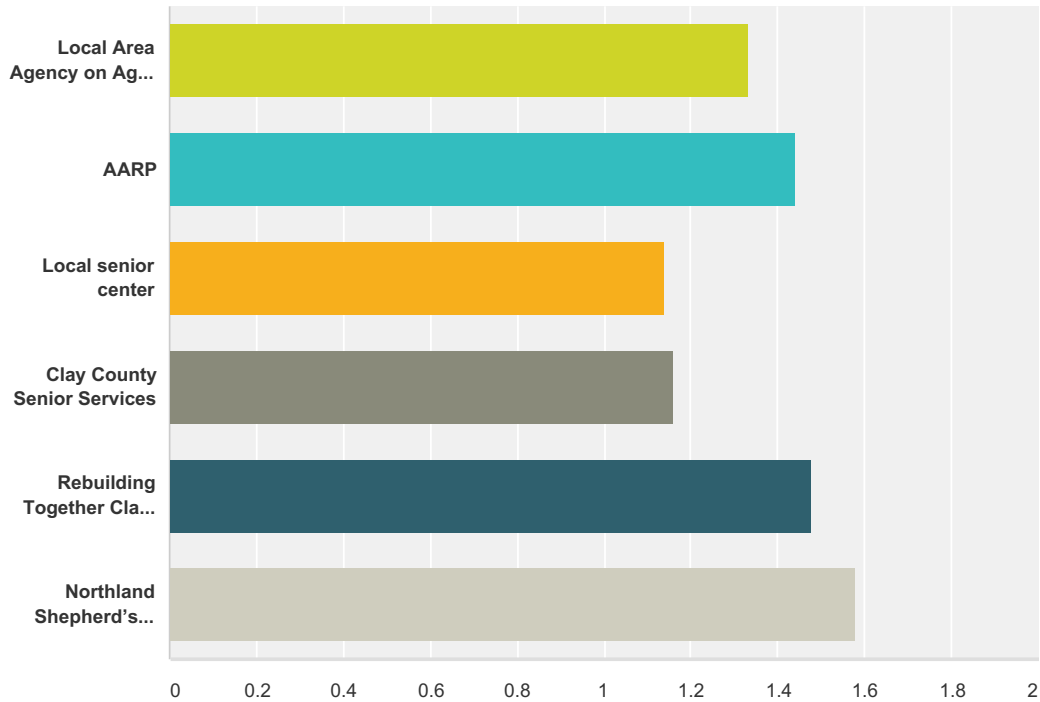
Answered: 124 Skipped: 48



	Extremely Important	Very Important	Somewhat Important	Not Very Important	Not At All Important	Total	Weighted Average
A range of volunteer activities to choose from	24.39% 30	42.28% 52	28.46% 35	4.88% 6	0.00% 0	123	2.14
Volunteer training opportunities to help people perform better in their volunteer roles	21.95% 27	37.40% 46	34.96% 43	5.69% 7	0.00% 0	123	2.24
Opportunities for older adults to participate in decision making bodies such as community councils and commissions	25.41% 31	44.26% 54	28.69% 35	1.64% 2	0.00% 0	122	2.07
Opportunities for older adults to volunteer in city sponsored activities and programs	20.66% 25	42.15% 51	33.06% 40	4.13% 5	0.00% 0	121	2.21
Easy to find information about local volunteer opportunities	26.61% 33	43.55% 54	25.81% 32	4.03% 5	0.00% 0	124	2.07
Transportation to/from volunteer activities for those who need it	30.08% 37	36.59% 45	26.83% 33	5.69% 7	0.81% 1	123	2.11

**Q26 Would you turn to one of the following resources if you, a family member or friend needed information about services for older adults, such as caregiving services, home delivered meals, home repair, medical transport or social activities?**

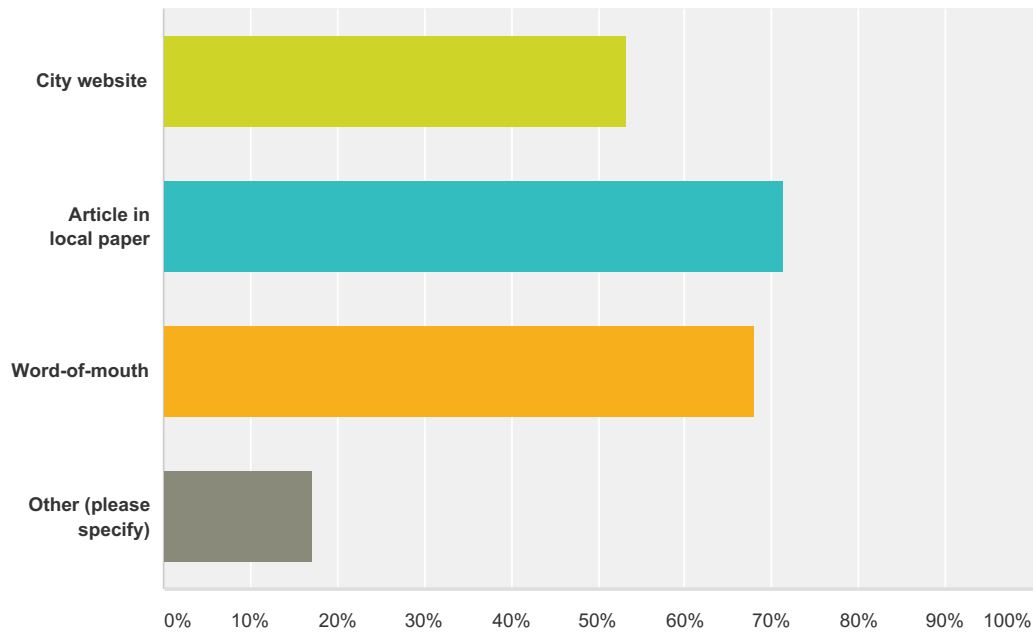
Answered: 122 Skipped: 50



	Yes	No	Total	Weighted Average
Local Area Agency on Aging (AAA)	66.67% 76	33.33% 38	114	1.33
AARP	56.14% 64	43.86% 50	114	1.44
Local senior center	85.71% 102	14.29% 17	119	1.14
Clay County Senior Services	84.17% 101	15.83% 19	120	1.16
Rebuilding Together Clay County	52.25% 58	47.75% 53	111	1.48
Northland Shepherd's Center	42.20% 46	57.80% 63	109	1.58

### Q27 How do you keep informed of city news? (check all that apply)

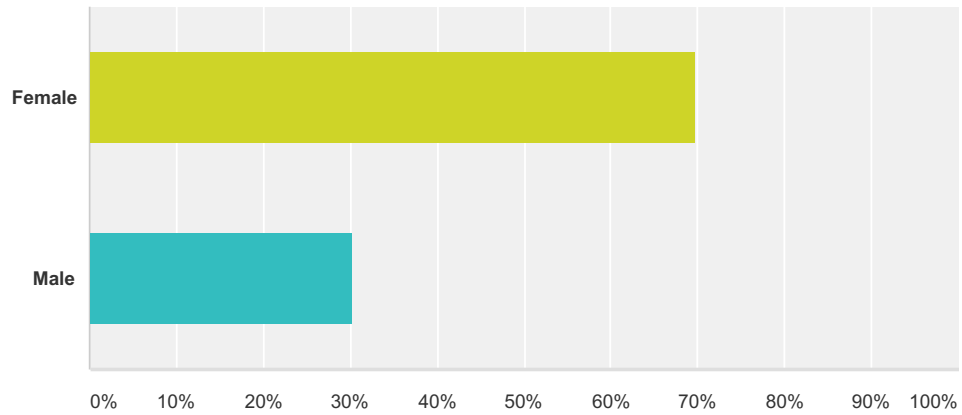
Answered: 122 Skipped: 50



Answer Choices	Responses	Count
City website	53.28%	65
Article in local paper	71.31%	87
Word-of-mouth	68.03%	83
Other (please specify)	17.21%	21
<b>Total Respondents: 122</b>		

### Q28 Are you female or male?

Answered: 122 Skipped: 50



Answer Choices	Responses
Female	69.67% 85
Male	30.33% 37
<b>Total</b>	<b>122</b>

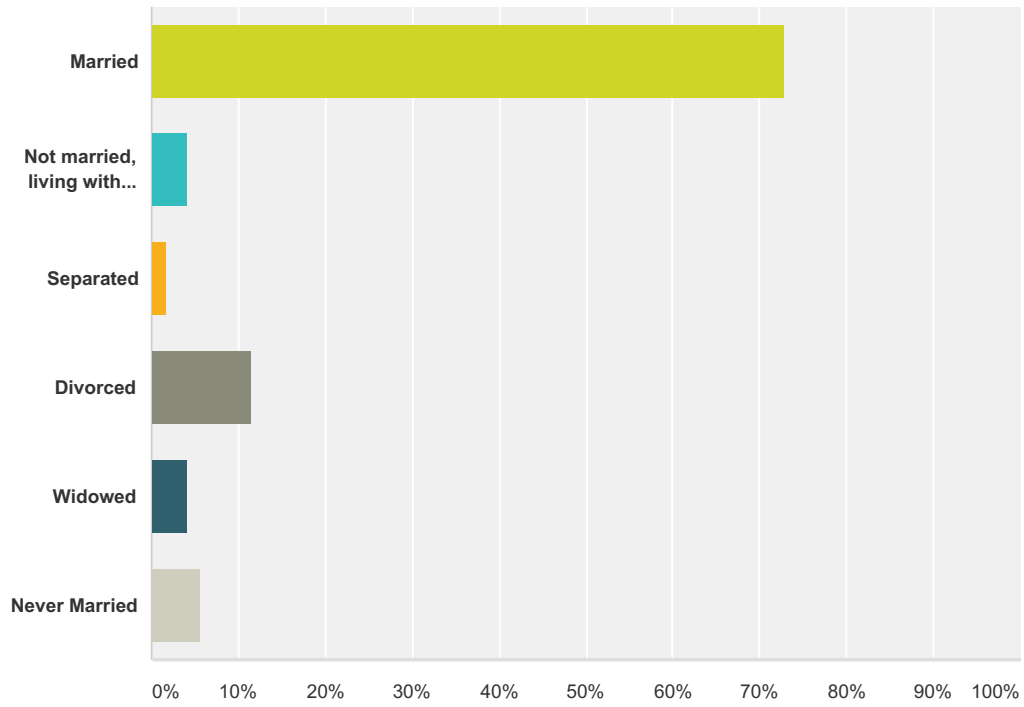
**Q29 What is your age as of your last birthday? (Age in Years)**

Answered: 122 Skipped: 50



### Q30 What is your current marital status?

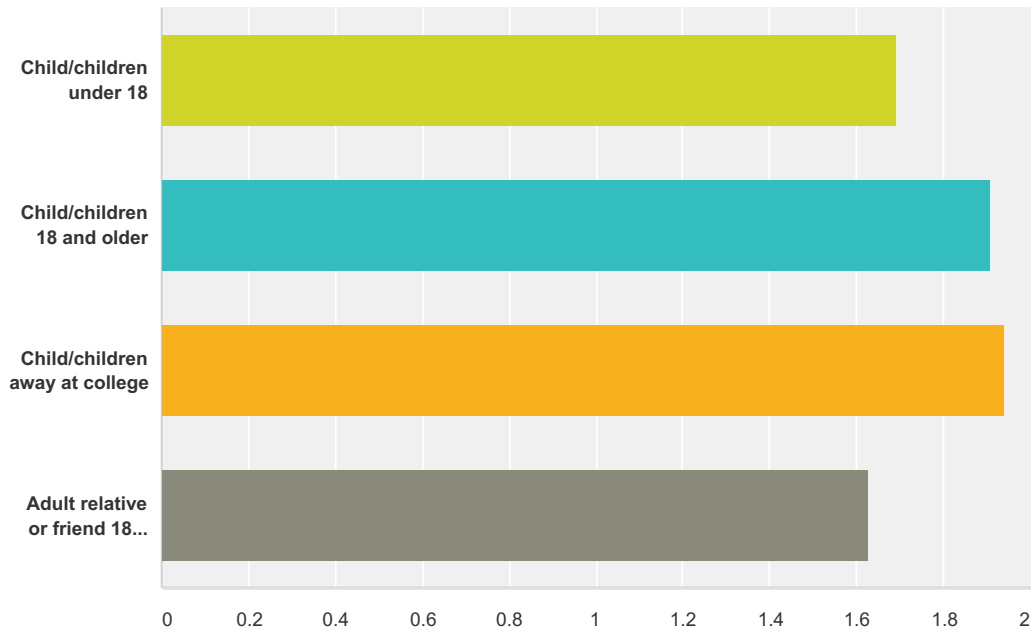
Answered: 122 Skipped: 50



Answer Choices	Responses
Married	72.95% 89
Not married, living with partner	4.10% 5
Separated	1.64% 2
Divorced	11.48% 14
Widowed	4.10% 5
Never Married	5.74% 7
<b>Total</b>	<b>122</b>

### Q31 Besides yourself, do you have any of the following people living in your household?

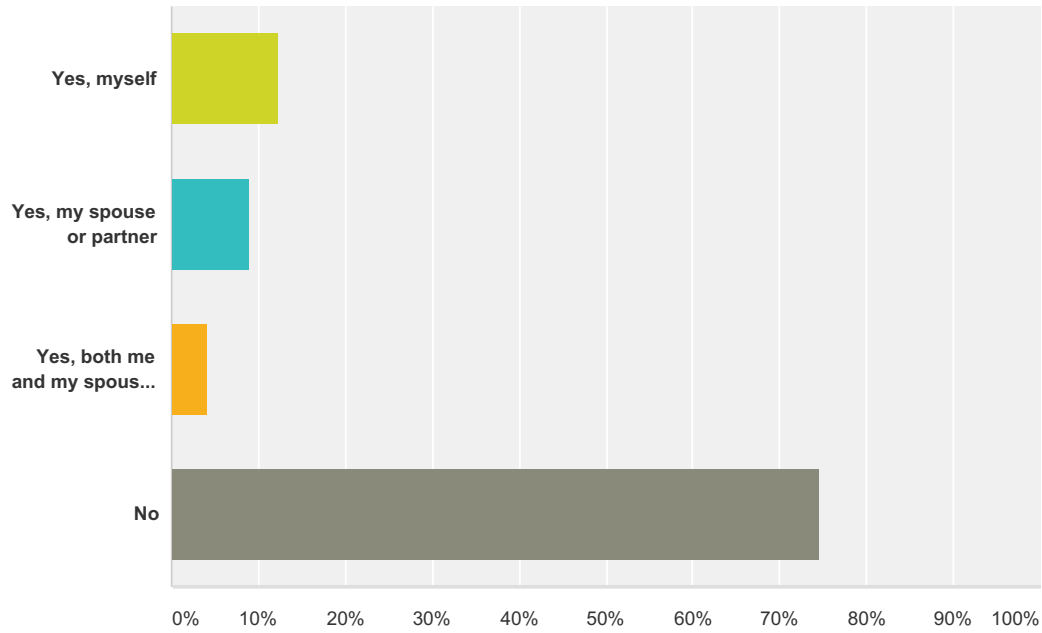
Answered: 121 Skipped: 51



	Yes	No	Total	Weighted Average
Child/children under 18	30.56% 33	69.44% 75	108	1.69
Child/children 18 and older	8.74% 9	91.26% 94	103	1.91
Child/children away at college	5.83% 6	94.17% 97	103	1.94
Adult relative or friend 18 or older	36.75% 43	63.25% 74	117	1.63

**Q32 Does any disability, handicap, or chronic disease keep you and/or your spouse or partner from fully participating in work, school, housework or other activities? (CHECK ONLY ONE)**

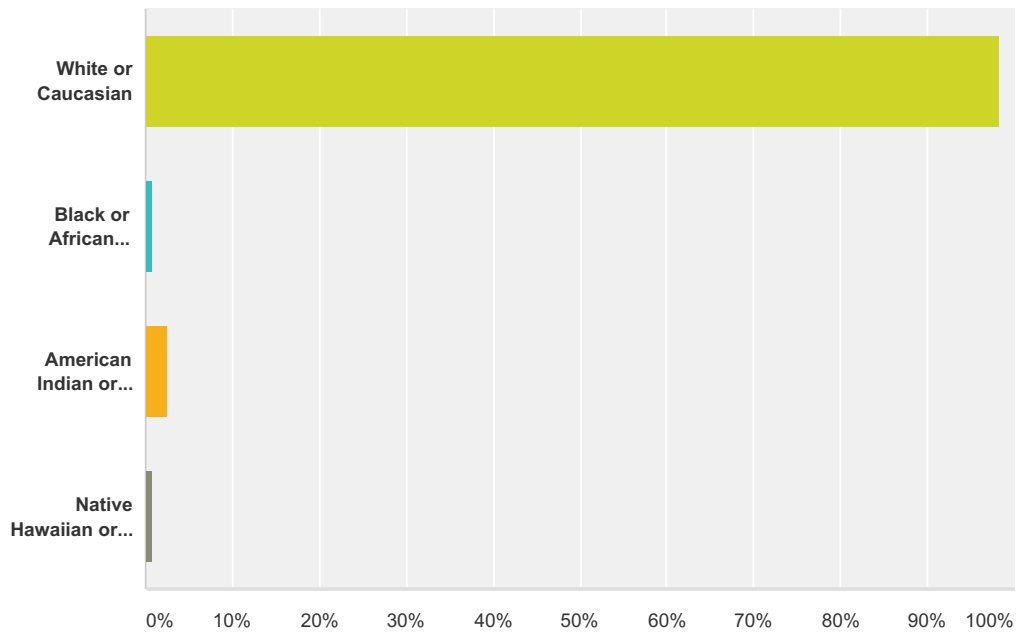
Answered: 122 Skipped: 50



Answer Choices	Responses
Yes, myself	12.30% 15
Yes, my spouse or partner	9.02% 11
Yes, both me and my spouse or partner	4.10% 5
No	74.59% 91
<b>Total</b>	<b>122</b>

### Q33 What is your race and/or ethnicity? (CHECK ALL THAT APPLY)

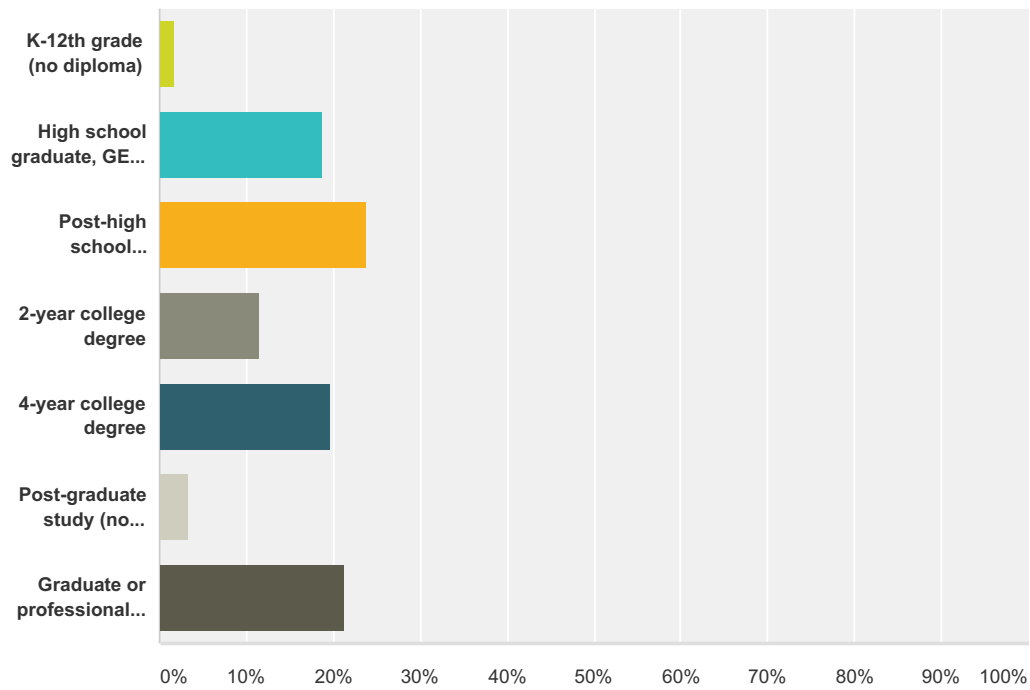
Answered: 122 Skipped: 50



Answer Choices	Responses
White or Caucasian	98.36% 120
Black or African American	0.82% 1
American Indian or Alaska Native	2.46% 3
Native Hawaiian or other Pacific Islander	0.82% 1
<b>Total Respondents: 122</b>	

### Q34 What is the highest level of education you have completed?

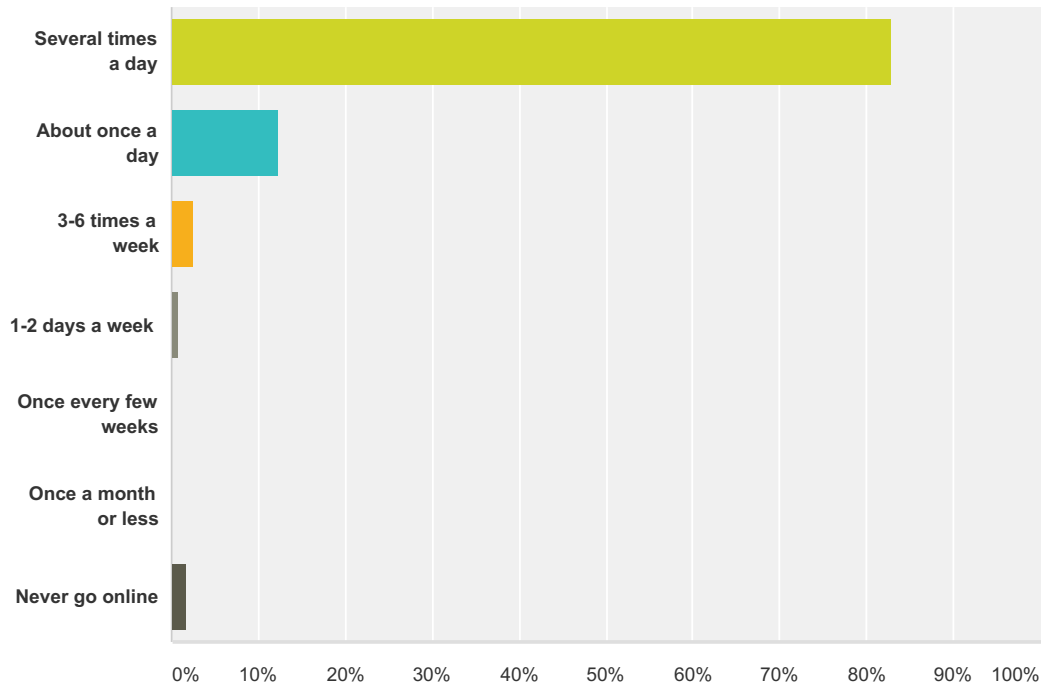
Answered: 122 Skipped: 50



Answer Choices	Responses
K-12th grade (no diploma)	1.64% 2
High school graduate, GED equivalent	18.85% 23
Post-high school education/training (no degree)	23.77% 29
2-year college degree	11.48% 14
4-year college degree	19.67% 24
Post-graduate study (no degree)	3.28% 4
Graduate or professional degree(s)	21.31% 26
<b>Total</b>	<b>122</b>

**Q35 In general, how often do you go online to access the Internet for things like sending or receiving email, getting news and information, paying bills or managing finances or buying products or services? This includes access from home, work, a mobile device (such as a smartphone), or someplace else.**

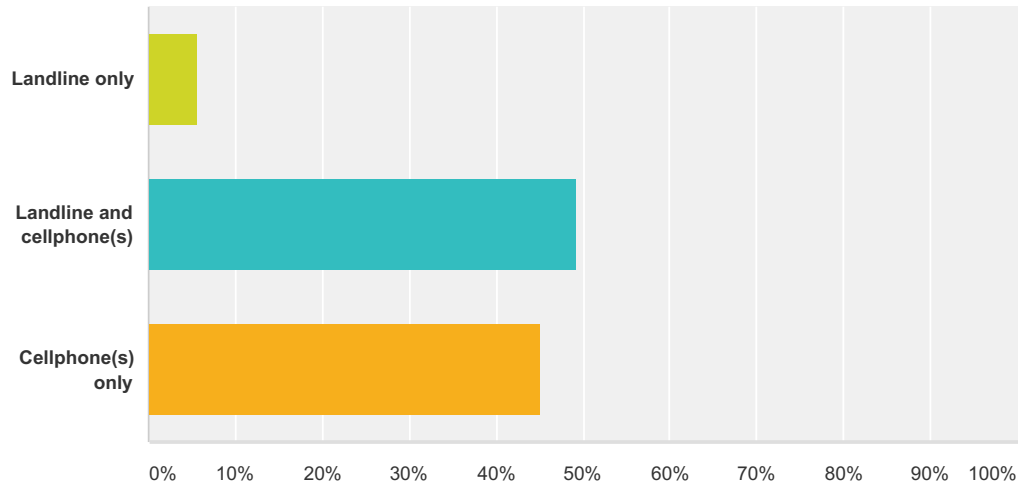
Answered: 122 Skipped: 50



Answer Choices	Responses	Count
Several times a day	82.79%	101
About once a day	12.30%	15
3-6 times a week	2.46%	3
1-2 days a week	0.82%	1
Once every few weeks	0.00%	0
Once a month or less	0.00%	0
Never go online	1.64%	2
<b>Total</b>		<b>122</b>

### Q36 How do you receive calls at home?

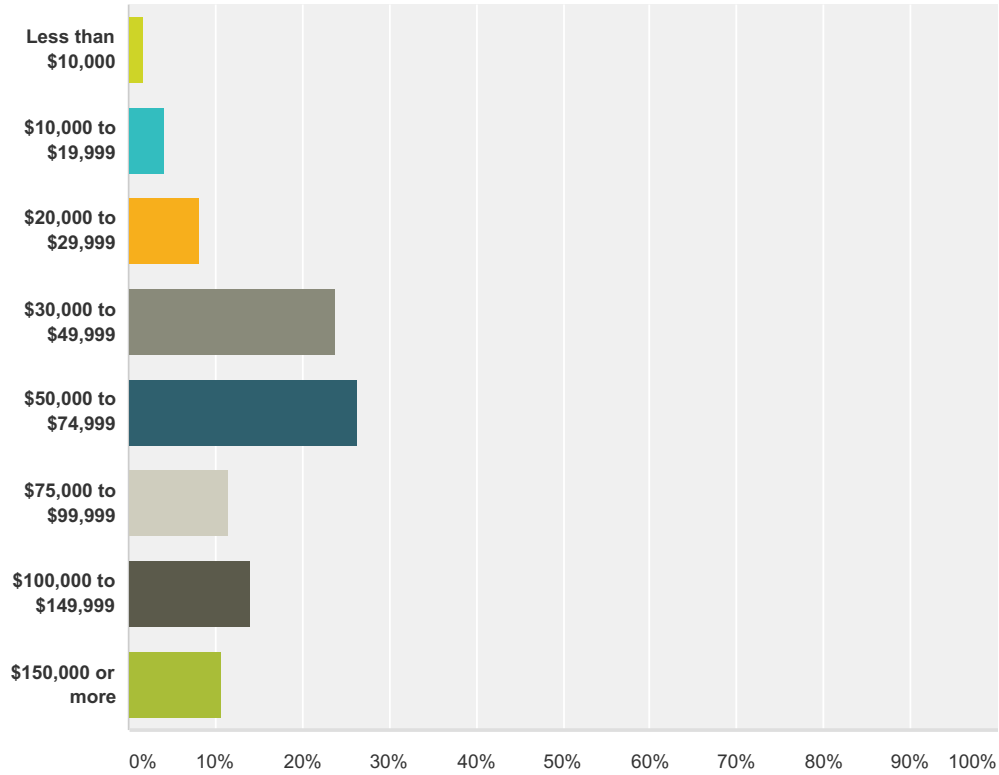
Answered: 122 Skipped: 50



Answer Choices	Responses
Landline only	5.74% 7
Landline and cellphone(s)	49.18% 60
Cellphone(s) only	45.08% 55
<b>Total</b>	<b>122</b>

### Q37 What was your annual household income before taxes in the most recent tax year?

Answered: 122 Skipped: 50



Answer Choices	Responses
Less than \$10,000	1.64% 2
\$10,000 to \$19,999	4.10% 5
\$20,000 to \$29,999	8.20% 10
\$30,000 to \$49,999	23.77% 29
\$50,000 to \$74,999	26.23% 32
\$75,000 to \$99,999	11.48% 14
\$100,000 to \$149,999	13.93% 17
\$150,000 or more	10.66% 13
<b>Total</b>	<b>122</b>